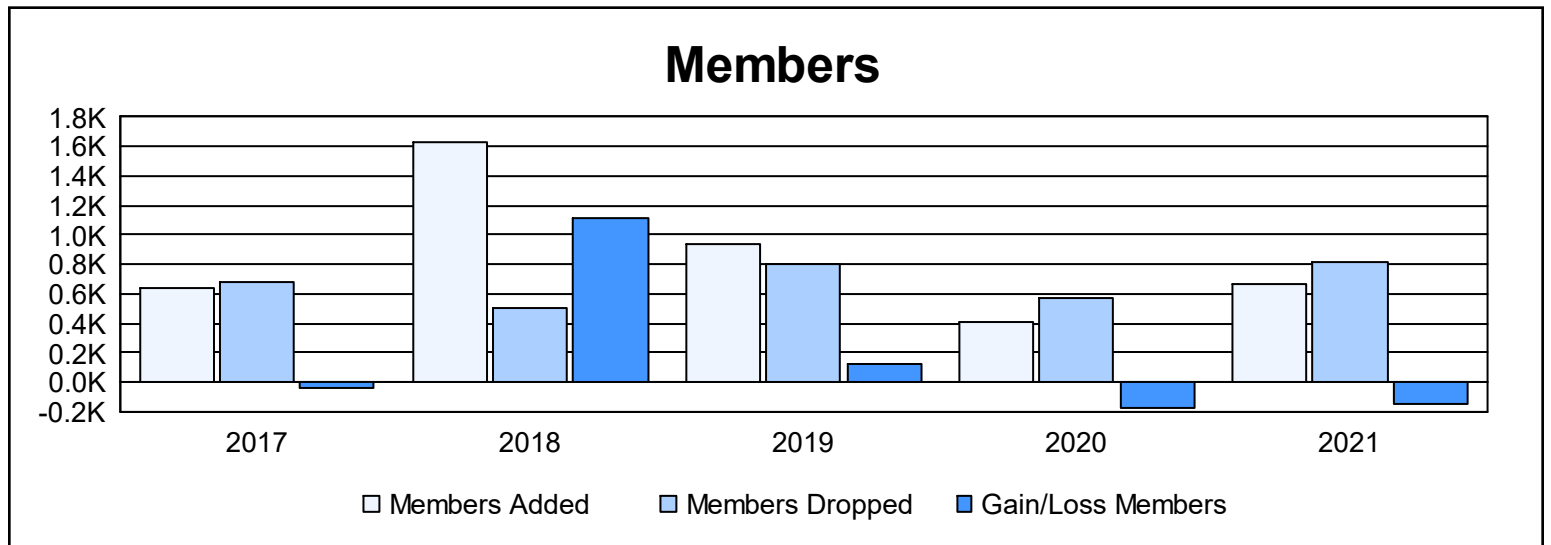
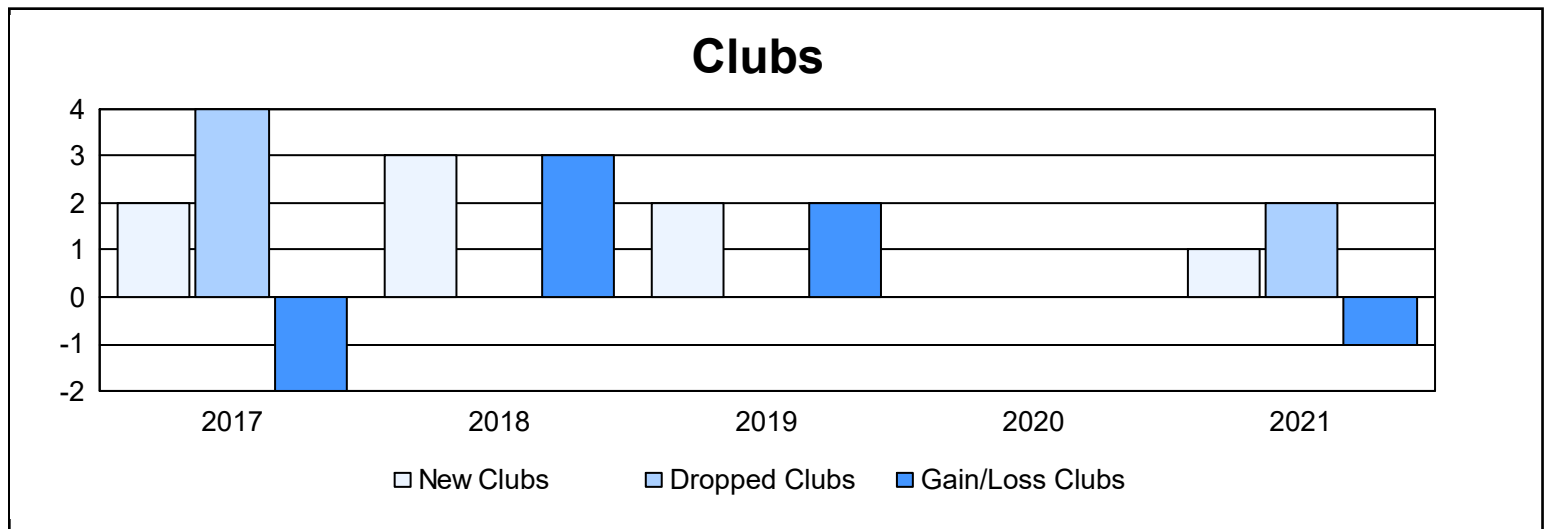
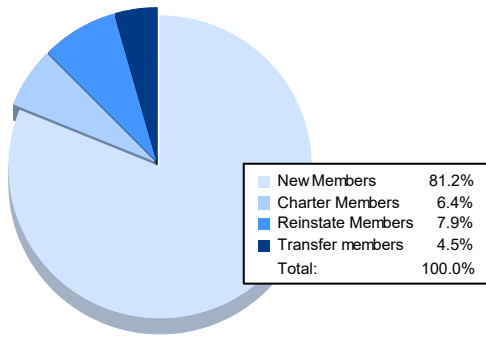


Year	New Clubs	Dropped Clubs	Gain/ Loss Clubs	New Members	Charter Members	Reinstate Members	Transfer Members	Total Member Added	Total Members Dropped	Gain/ Loss Members
2016-2017	2	4	-2	476	88	64	14	642	678	-36
2017-2018	3	0	3	1,496	96	29	6	1,627	508	1,119
2018-2019	2	0	2	789	88	42	12	931	806	125
2019-2020	0	0	0	356	3	34	11	404	573	-169
2020-2021	1	2	-1	536	42	52	30	660	810	-150
<b>Average</b>	<b>2</b>	<b>1</b>	<b>0</b>	<b>731</b>	<b>63</b>	<b>44</b>	<b>15</b>	<b>853</b>	<b>675</b>	<b>178</b>



### Membership Composition June 2021 Cumulative



### Gender Composition June 2021 Cumulative

